




## WASTE TRANSPORT + ACCESSORIES





SNIJDERS CARE manufactures and supplies internal transport systems. In addition to the range of standard products covered in this brochure, we can meet custom requirements in size and finish, and develop fully customised solutions for new or existing departments.

Our unchanging priority is to deliver the best possible end product based on the user's experience and our knowledge of the market.

\*Specifications are subject to change.

## CONTENTS

## PAGE

### STAINLESS STEEL WASTE COLLECTORS, WITH OR WITHOUT INTEGRATED PUSH HANDLE

- 1-RING WASTE COLLECTORS 8
- 2-RING WASTE COLLECTORS 9
- 3-RING WASTE COLLECTORS 10
- 4-RING WASTE COLLECTORS 11

### 'DROPPY' WASTE COLLECTORS 14


### CLOSED WASTE BIN 20


### ACCESSORIES 22

### ICONS

 *Stainless steel frame*

 *Swivel castors*

 *Donut bumpers*

 *Soft-close cover*

 *Optional cover colour*

 *Foot control*

 *Push handle*

 *Linkable*





# STAINLESS STEEL WASTE COLLECTORS WITH OR WITHOUT INTEGRATED PUSH HANDLE

For the collection of waste, our mobile waste collectors come in different sizes and designs to meet every requirement. Standard on all models:

- stainless steel construction Ø 22 mm tube (304)
- all joints are welded around for stability and optimum hygiene
- rectangular collectors include the Care Tension Ring (LWR) for waste bags of size approx.: 600 x 1000 mm (measured flat)
- the Care Tension Ring (LWR) securely mounts a wide variety of bag types. Mounting - Fold the ring down, hang the bag through it, and fold ring's underside up. Removal - Simply fold the underside of the ring back down.
- integrated cover(s), (hygienic/without grip) with hinge including damping and foot pedal (colour choice of the cover: white, green, blue, red, yellow, grey, black or brown / see page 23)
- the lower frame features 3-tube reinforcement, whether covered with a stainless steel bottom shelf or not
- mounted on four swivel castors Ø 75mm, with grey rubber tyres.

Options:

- 4 standard casters, 2 with brake
- 4 stainless steel casters
- 4 stainless steel casters, 2 with brakes
- antistatic casters
- stainless steel hook(s).

The lifetime of our products in particular contributes to sustainable entrepreneurship. **Trolleys that have been in use for more than 20 years is very common. The simplicity of maintenance and repair ensures optimal use.**

The high quality stainless steel not only contributes to an anti-bacterial ability, but also to the durability.

All parts - the stainless steel and also the plastics - of the trolleys are highly recyclable at the end of their useful life.



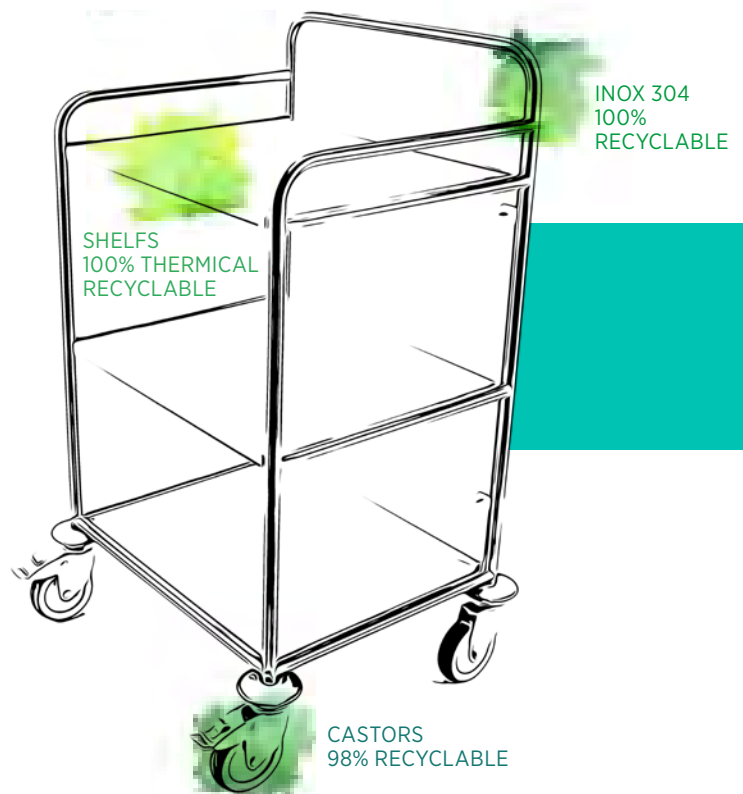
#### Snijders contributes to the blue economy

**Provides** social and economic benefits for current and future generations

**Restores** protects and maintains diverse, productive marine ecosystems

**Preserves** natural resources through clean technologies, renewable energy and circular material flows

# SHOULD A TROLLEY EVER COME TO THE END OF ITS LIFE CYCLE, IT CAN BE RECYCLED FOR MORE THAN 99%.



## All products have a MDR Class I certification

Class I medical devices will require involvement of a Notified Body if they are sterile, have a measuring function or are re-usable surgical instruments. Manufacturers need to demonstrate that the medical device meets the requirements in the MDR or IVDR by carrying out a conformity assessment.

WC1CDF



### 1-RING WASTE COLLECTOR WITHOUT PUSH HANDLE

Tubular stainless steel frame, 22 mm (304).

Standard Care Tension Ring (LWR). Includes cover (hygienic/without grip) with hinge, including damping and foot control.

When using the foot control, the collector cannot roll away.

Choice of cover colour (see page 23). Lower frame covered with stainless steel bottom plateau (SBS1).

ORDER NO.

WIDTH X DEPTH X HEIGHT

WC1CDF

410 X 510 X 965 MM



*Detail of stainless steel tube with round weld.*



*Detail of hook.*



WCH1CDF

### 1-RING WASTE COLLECTOR WITH PUSH HANDLE

Tubular stainless steel frame, 22 mm (304). Lower frame covered with stainless steel bottom platform. Includes stainless steel hook and donut bumpers at the corners. Standard Care Tension Ring (LWR). Includes cover (hygienic/without grip) with hinge, including damping and foot control. When using the foot control, the collector cannot roll away. Choice of cover colour (see page 23). Lower frame covered with stainless steel bottom plateau (SBS1).

ORDER NO.

WIDTH X DEPTH X HEIGHT

WCH1CDF

490 X 510 X 965 MM





WC2CDF

## 2-RING WASTE COLLECTOR WITHOUT PUSH HANDLE

Tubular stainless steel frame, 22 mm (304).  
Standard Care Tension Ring (LWR)s. Includes cover (hygienic/without grip) with hinge, including damping and foot control.  
When using the foot control, the collector cannot roll away.  
Choice of cover colour (see page 23). Lower frame covered with stainless steel bottom plateau (SBS2).

ORDER NO.	WIDTH X DEPTH X HEIGHT
WC2CDF	660 X 510 X 965 MM

WCH2CDF



## 2-RING WASTE COLLECTOR WITH PUSH HANDLE

Tubular stainless steel frame, 22 mm (304). Lower frame, covered with stainless steel bottom platform. Includes 2 stainless steel hooks and donut bumpers at the corners. Standard Care Tension Ring (LWR)s. Includes cover (hygienic/without grip) with hinge, including damping and foot control. When using the foot control, the collector cannot roll away. Choice of cover colour (see page 23). Lower frame covered with stainless steel bottom plateau (SBS2).

ORDER NO.	WIDTH X DEPTH X HEIGHT
WCH2CDF	750 X 510 X 965 MM



WC3CDF



### 3-RING WASTE COLLECTOR WITHOUT PUSH HANDLE

Tubular stainless steel frame, 22 mm (304).  
Standard Care Tension Ring (LWR)s. Includes cover (hygienic/  
without grip) with hinge, including damping and foot control.  
When using the foot control, the collector cannot roll away.  
Choice of cover colour (see page 23). Lower frame covered  
with stainless steel bottom plateau (SBS3).

ORDER NO.	WIDTH X DEPTH X HEIGHT
WC3CDF	1000 X 510 X 965 MM



WCH3CDF

### 3-RING WASTE COLLECTOR WITH PUSH HANDLE

Tubular stainless steel frame, 22 mm (304).  
Lower frame, covered with stainless steel bottom platform.  
Includes 2 stainless steel hooks and donut bumpers at the  
corners. Standard Care Tension Ring (LWR)s. Includes cover  
(hygienic/without grip) with hinge, including damping and  
foot control. When using the foot control, the collector cannot  
roll away. Choice of cover colour (see page 23). Lower frame  
covered with stainless steel bottom plateau (SBS3).

ORDER NO.	WIDTH X DEPTH X HEIGHT
WCH3CDF	1085 X 510 X 965 MM





WC4CDF

### 4-RING WASTE COLLECTOR WITHOUT PUSH HANDLE

Tubular stainless steel frame, 22 mm (304).  
Standard Care Tension Ring (LWR)s. Includes cover (hygienic/  
without grip) with hinge, including damping and foot control.  
When using the foot control, the collector cannot roll away.  
Choice of cover colour (see page 23). Lower frame covered  
with stainless steel bottom plateau (SBS4).

ORDER NO.	WIDTH X DEPTH X HEIGHT
WC4CDF	1330 X 510 X 965 MM



WCH4CDF



### 4-RING WASTE COLLECTOR WITH PUSH HANDLE

Tubular stainless steel frame, 22 mm (304).  
Lower frame, covered with stainless steel bottom platform.  
Includes 2 stainless steel hooks and donut bumpers at the corners.  
Standard Care Tension Ring (LWR)s. Includes cover (hygienic/  
without grip) with hinge, including damping and foot control.  
When using the foot control, the collector cannot roll away.  
Choice of cover colour (see page 23). Lower frame covered with  
stainless steel bottom plateau (SBS4).

ORDER NO.	WIDTH X DEPTH X HEIGHT
WCH4CDF	1420 X 510 X 965 MM





The 'DropPy' waste collectors are specially constructed for the airtight collection of waste/incontinence material. The bags can be exchanged easily and quickly.

## 'DROPPY' WASTE COLLECTORS

Standard on all models:

- stainless steel construction Ø 22 mm tube (304)
- all joints are welded around for stability and optimum hygiene
- double-hinged folding clasp at the top
- opening and closing by means of a foot pedal mechanism, partially coated with plastic
- a removable stainless steel platform on the lower frame
- donut bumpers on the corners.

On some models:

- includes braking mechanism: when opening, the 'DropPy' immediately blocks and cannot roll away
- includes stainless steel hook.

Options:

- stainless steel casters
- antistatic casters
- clip clamps set (2 pcs.) for both sides of the folding clasps (WDFC)
- stainless steel hand grip Ø 22 mm tube (304) -add 'H' to the model number (this option not available for WD10, WD12, WD20 and WD22).

WD10



### 'DROPPY' (MOUNTABLE ON 'SNIJDERS CARE' 2-RING WARD CARTS)

Tubular stainless steel tube frame, Ø 22 mm (304). A double-hinged folding clasp on top for plastic waste bags of size 500 x 800 mm (measured flat), capacity 40 litres. Includes braking mechanism. Mounted on 2 swivel castors Ø 75 mm, with grey rubber tyres. Donut bumpers on 2 corners.

ORDER NO.

WIDTH X DEPTH X HEIGHT

WD10

530 X 430 X 825 MM



WD11

### 'DROPPY'

Tubular stainless steel tube frame, Ø 22 mm (304). A double-hinged folding clasp on top for plastic waste bags of size 500 x 800 mm (measured flat), capacity 40 litres. Mounted on 4 swivel castors Ø 75 mm, with grey rubber tyres, 2 with brakes. Donut bumpers on 2 corners.

ORDER NO.

WIDTH X DEPTH X HEIGHT

WD11

530 X 490 X 825 MM



WD12

### 'DROPPY' WALL MODEL

Tubular stainless steel tube frame, Ø 22 mm (304).  
A double-hinged folding clasp on top for plastic waste bags of  
size 500 x 800 mm (measured flat), capacity 40 litres.  
Opening and closing can be done either via the stainless steel hand grip  
or by means of the foot pedal mechanism.

ORDER NO.	WIDTH X DEPTH X HEIGHT
WD12	530 X 400 X 770 MM



Bumper (W-ST-7523)

WD13



### 'DROPPY'

Tubular stainless steel tube frame, Ø 22 mm (304).  
A double-hinged folding clasp on top for plastic waste bags of  
size 500 x 800 mm (measured flat), capacity 40 litres.  
Includes braking mechanism. Mounted on 4 swivel castors Ø 75 mm,  
with grey rubber tyres. Donut bumpers at the corners.

ORDER NO.	WIDTH X DEPTH X HEIGHT
WD13	530 X 490 X 825 MM



WD14



## 'DROPPY' WITH 2 FEET

Tubular stainless steel tube frame, Ø 22 mm (304).

A double-hinged folding clasp on top for plastic waste bags of size 500 x 800 mm (measured flat), capacity 40 litres. 2 feet in front, 2 swivel castors in back, Ø 75 mm, with grey rubber tyres including donut bumpers.

ORDER NO.

WIDTH X DEPTH X HEIGHT

WD14

530 X 490 X 825 MM

Also available is a 40 liter Droppy with 4 feet (WD15)



WD20

## 'DROPPY' (MOUNTABLE ON 'SNIJDEURS CARE' 2-RING WARD CARTS)

Tubular stainless steel tube frame, Ø 22 mm (304).

A double-hinged folding clasp on top for plastic waste bags of size 575 x 1000 mm (measured flat), capacity 70 litres.

Includes braking mechanism. Mounted on 2 swivel castors Ø 75 mm, with grey rubber tyres. Donut bumpers at the 2 corners.

ORDER NO.

WIDTH X DEPTH X HEIGHT

WD20

585 X 430 X 980 MM





WD21

### 'DROPPY'

Tubular stainless steel tube frame, Ø 22 mm (304).  
A double-hinged folding clasp on top for plastic waste bags of  
size 575 x 1000 mm (measured flat), capacity 70 litres.  
Mounted on 4 swivel castors, Ø 75 mm, with grey rubber tyres,  
2 with brakes. Donut bumpers at the corners.

ORDER NO.	WIDTH X DEPTH X HEIGHT
WD21	585 X 490 X 980 MM

WD22



### 'DROPPY' WALL MODEL

Tubular stainless steel tube frame, Ø 22 mm (304).  
A double-hinged folding clasp on top for plastic waste bags of  
size 575 x 1000 mm (measured flat), capacity 70 litres.  
Opening and closing can be done either via the stainless steel  
handgrip or by means of the foot pedal mechanism.

ORDER NO.	WIDTH X DEPTH X HEIGHT
WD22	585 X 400 X 910 MM



WD23



### 'DROPPY'

Tubular stainless steel tube frame, Ø 22 mm (304).  
A double-hinged folding clasp on top for plastic waste bags of size 575 x 1000 mm (measured flat), capacity 70 litres.  
Includes braking mechanism. Mounted on 4 swivel castors Ø 75 mm, with grey rubber tyres. Donut bumpers at the corners.

ORDER NO.	WIDTH X DEPTH X HEIGHT
WD23	585 X 490 X 980 MM



WD24

### 'DROPPY' WITH 2 FEET

Tubular stainless steel tube frame, Ø 22 mm (304).  
At the top a double-hinged folding clasp, for plastic waste bags of size 575 x 1000 mm measured flat, capacity 70 litres.  
2 feet in front, 2 swivel castors in back, Ø 75 mm, with grey rubber tyres including donut bumpers.

ORDER NO.	WIDTH X DEPTH X HEIGHT
WD24	585 X 490 X 980 MM

*Also available is a 70 liter Droppy with 4 feet (WD25)*



*Some 40 and 70 liter Droppy's are available with a stainless steel handle (H)*



*Some 40 and 70 litre Droppy's are available in a double version*

CLOSED WASTE BIN

## CLOSED WASTE BIN

SNIJERS CARE





WDS40



## WASTE BIN 40 LITRE

Stainless steel waste bin (304). On back site equipped with 2 swivel castors and 2 spacers (for not hitting the wall while opening the cover).

Spring back wall for easy placing a waste bag (if not using the stainless steel inner bucket).

Front side equipped with stainless steel handle.

Stainless steel cover provided with damping.



ORDER NO.

WIDTH X DEPTH X HEIGHT

WDS40

365 X 450 X 620 MM



Stainless steel inner bucket  
(40 of 70 litre)



WDS70

## WASTE BIN 70 LITRE

Stainless steel waste bin (304). On back site equipped with 2 swivel castors and 2 spacers (for not hitting the wall while opening the cover).

Spring back wall for easy placing a waste bag (if not using the stainless steel inner bucket).

Front side equipped with stainless steel handle.

Stainless steel cover provided with damping.

ORDER NO.

WIDTH X DEPTH X HEIGHT

WDS70

365 X 450 X 830 MM

# ACCESSORIES

## CARE TENSION RING (LWR)


This Care ring securely mounts a wide variety of bag types.  
Fold the ring down, hang the bag through the ring, and fold up the underside of the ring.  
To remove the bag, simply fold the underside of the ring back down.

ORDER NO.

LWR






## RUBBER CLAMP CORD/RED



# RECTANGULAR PLASTIC COVERS

Order no. of cover: CW1 – CG2 – CB3 – CR4 – CY5 – CG6 – CB7 – CB8  
 Order no. of cover with damping and hinge: CDW1 – CDG2 – CDB3 – CDR4 – CDY5 – CDG6 – CDB7 – CDB8

ORDER NO.			
CW1 / CDW1	CG2 / CDG2	CB3 / CDB3	CR4 / CDR4
			

ORDER NO.			
CY5 / CDY5	CG6 / CDG6	CB7 / CDB7	CB8 / CDB8
			

## D-HINGE COMPLETE

D-Hinge Complete



## FOOT PEDAL (F-PEDAL COMPLETE)

Foot pedal.



## CLIP CLAMPS (WDFC)

(set/2 pieces) for both sides of the 'Droppy'.



## FOLDING CLASP

Available in 40 and 70 liter

Folding Clasp 40 ltr (WD-BR40) for bag size 500x800 mm


Folding Clasp 70 ltr (WD-BR70) for bag size 575x1000 mm





### SWIVEL CASTER 75 MM WITHOUT BRAKE

grey rubber tyre



### SWIVEL CASTER 75 MM WITH BRAKE

grey rubber tyre



### PLASTIC SLEEVE (R20/20)

for Swivel Castor 75 mm



# THE MOST DURABLE MEDICAL CARTS AND TROLLEYS COMPLETELY MADE IN THE NETHERLANDS

## SNIJDERS CARE: KNOWLEDGE OF MEDICAL LOGISTIC SYSTEMS

SNIJDERS LABS forms part of the Snijders Group, which actively delivers equipment and products for scientific research & development as well as internal transport systems and examination couches for the health care sector under SNIJDERS CARE. All design, manufacture and testing is held in house to assure high quality production and investment in new technologies for the production of all Snijders products. The total control of the manufacturing line means that Snijders can offer total quality, in-depth knowledge and detailed assistance to all of their clients.



**Office and Production**  
Laurent Janssensstraat 105

5048 AR Tilburg  
The Netherlands

**T +31 13 750 15 55**  
**F +31 13 463 86 35**

**info@snijderslabs.com**  
**[www.snijderslabs.com](http://www.snijderslabs.com)**

