



LAUNDRY TRANSPORT + ACCESSORIES



SNIJDERS CARE manufactures and supplies internal transport systems.

In addition to the extensive range of standard products covered in this brochure, we can meet custom requirements in size and finish, and full customized solutions for new or existing departments.

Our unchanging priority is to deliver the best possible end product based on the user's experience and knowledge of the market.

*Specifications are subject to change.

CONTENTS

PAGE

STAINLESS STEEL LAUNDRY COLLECTORS WITH OR WITHOUT INTEGRATED PUSH HANDLE	
• 1 RING LAUNDRY COLLECTORS	8
• 2 RING LAUNDRY COLLECTORS	10
• 3 RING LAUNDRY COLLECTORS	12
• 4 RING LAUNDRY COLLECTORS	14
UNIVERSAL COMBINATION CART WITH DROPPY	18
OPEN LINEN WARD CARTS	26
LINEN WARD CARTS WITH CABINET	30
LINKABLE WARD CARTS	36
ACCESSORIES	43

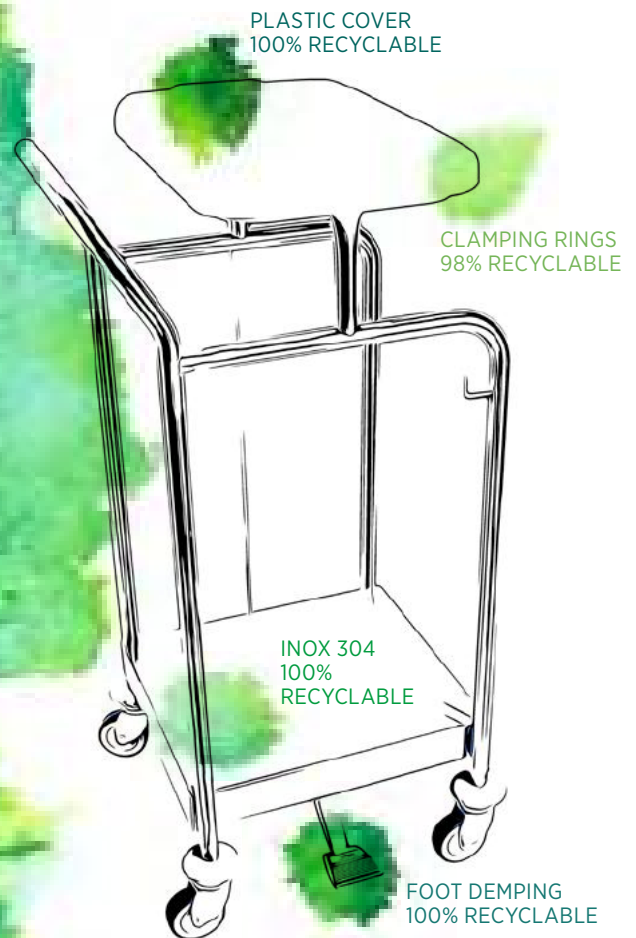
ICONS

	<i>Stainless steel frame</i>
	<i>Swivel castors</i>
	<i>Donut bumpers</i>
	<i>Soft-close cover</i>
	<i>Optional cover colour</i>
	<i>Foot control</i>
	<i>Push handle</i>
	<i>Linkable</i>

The lifetime of our products in particular contributes to sustainable entrepreneurship. **Trolleys that have been in use for more than 20 years is very common. The simplicity of maintenance and repair ensures optimal use.**

The high quality stainless steel not only contributes to an anti-bacterial ability, but also to the durability.

All parts - the stainless steel and also the plastics - of the trolleys are highly recyclable at the end of their useful life.



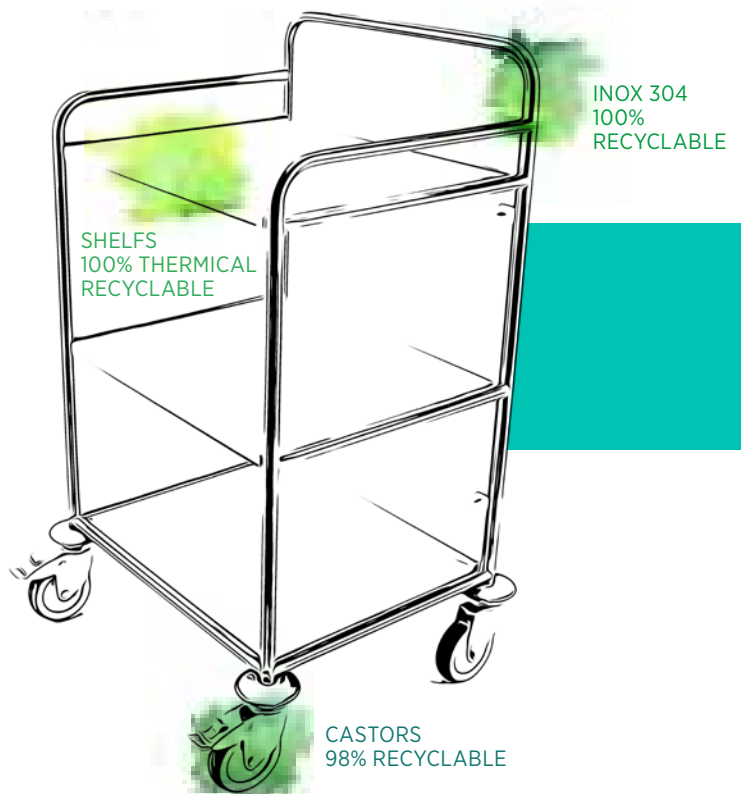
Snijders contributes to the blue economy

Provides social and economic benefits for current and future generations

Restores protects and maintains diverse, productive marine ecosystems

Preserves natural resources through clean technologies, renewable energy and circular material flows

SHOULD A TROLLEY EVER COME TO
THE END OF ITS LIFE CYCLE, IT CAN BE
RECYCLED FOR MORE THAN 99%.



All products have a MDR Class I certification

Class I medical devices will require involvement of a Notified Body if they are sterile, have a measuring function or are re-usable surgical instruments. Manufacturers need to demonstrate that the medical device meets the requirements in the MDR or IVDR by carrying out a conformity assessment.



STAINLESS STEEL LAUNDRY COLLECTORS WITH OR WITHOUT INTEGRATED PUSH HANDLE

For the collection of dirty laundry: mobile collectors in different sizes and designs to meet every requirement. Standard on all models:

- stainless steel construction, 22 mm tube (304)
- all joints welded around for stability and optimum hygiene
- laundry bag collectors with Care Tension Ring (LWR) for bags of size approx. 600 x 1000 mm measured flat
- 3-tube reinforcement of lower frame
- mounted on four 75-mm swivel casters with grey rubber tyres.

On certain models:

- hinged cover(s) with damping and foot control (foot control inhibits the collector from sliding)
- includes stainless steel hook(s)
- choice of cover colours (see page 47)
- donut bumpers available on request.

Options:

- 4 standard casters, 2 with brakes
- 4 stainless steel casters
- 4 stainless steel casters, 2 with brakes
- antistatic casters
- stainless steel bottom platform
- stainless steel hook.

LC1W



1-RING LAUNDRY COLLECTOR / WALL MOUNTING

Stainless steel tubular frame, 22 mm (304).

Standard Care Tension Ring (LWR).

On request also available with damping and cover (LC1WCD) and with damping, cover and footcontrol (LC1WCDF)



ORDER NO.

WIDTH X DEPTH X HEIGHT

LC1W

390 X 340 X 290 MM



LC1

1-RING LAUNDRY COLLECTOR

Tubular stainless steel frame, 22 mm (304).

Standard Care Tension Ring (LWR).

ORDER NO.

WIDTH X DEPTH X HEIGHT

LC1

410 X 435 X 950 MM

LC1CDF



1-RING LAUNDRY COLLECTOR

Tubular stainless steel frame, 22 mm (304).

Standard Care Tension Ring (LWR).

Cover with damping & foot control.

Choice of cover colour (see page 47).

ORDER NO.

WIDTH X DEPTH X HEIGHT

LC1CDF

410 X 510 X 965 MM



LCH1



1-RING LAUNDRY COLLECTOR

Tubular stainless steel frame, 22 mm (304).

Standard Care Tension Ring (LWR).

Includes donut bumpers, hook & push handle

ORDER NO.

WIDTH X DEPTH X HEIGHT

LCH1

490 X 455 X 950 MM



Detail of stainless steel tube with round weld.



Detail of hook.



LCH1CDF

1-RING LAUNDRY COLLECTOR

Tubular stainless steel frame, 22 mm (304).

Standard Care Tension Ring (LWR).

Includes donut bumpers, hook & push handle, and cover with damping & foot control.

Choice of cover colour (see page 47).

ORDER NO.

WIDTH X DEPTH X HEIGHT

LCH1CDF

490 X 510 X 965 MM

LC2

RVS



2-RING LAUNDRY COLLECTOR

Tubular stainless steel frame, 22 mm (304).

Standard Care Tension Ring (LWR).

ORDER NO.

WIDTH X DEPTH X HEIGHT

LC2

660 X 435 X 950 MM



RVS



LC2CDF

2-RING LAUNDRY COLLECTOR

Tubular stainless steel frame, 22 mm (304).

Standard Care Tension Rings (LWR).

Includes covers with damping & foot control.

Choice of cover colour (see page 47).

ORDER NO.

WIDTH X DEPTH X HEIGHT

LC2CDF

660 X 510 X 965 MM



LCH2

2-RING LAUNDRY COLLECTOR

Tubular stainless steel frame, 22 mm (304).
Standard Care Tension Rings (LWR).
Includes donut bumpers, hook & push handle

ORDER NO.	WIDTH X DEPTH X HEIGHT
LCH2	750 X 455 X 950 MM



Bumper (W-ST-7523)

LCH2CDF



2-RING LAUNDRY COLLECTOR

Tubular stainless steel frame, 22 mm (304).
Standard Care Tension Rings (LWR).
Includes donut bumpers, hook & push handle, and covers with damping & foot control. Choice of cover colour (see page 47).

ORDER NO.	WIDTH X DEPTH X HEIGHT
LCH2CDF	750 X 510 X 965 MM



LC3

RVS



3-RING LAUNDRY COLLECTOR

Tubular stainless steel frame, 22 mm (304).

Standard Care Tension Rings (LWR).

ORDER NO.

WIDTH X DEPTH X HEIGHT

LC3

1000 X 435 X 950 MM



RVS



LC3CDF

3-RING LAUNDRY COLLECTOR

The frame is made of stainless steel, Ø 22 mm (304).

Standard with Care Tension Rings (LWR).

Includes donut bumpers, hook & push handle.

Cover colour of your choice (see page 47).

ORDER NO.

WIDTH X DEPTH X HEIGHT

LC3CDF

1000 X 510 X 965 MM



LCH3

3-RING LAUNDRY COLLECTOR

Tubular stainless steel frame, 22 mm (304).
Standard Care Tension Rings (LWR).
Includes donut bumpers, hook & push handle.

ORDER NO.	WIDTH X DEPTH X HEIGHT
LCH3	1085 X 455 X 950 MM



LCH3CDF



3-RING LAUNDRY COLLECTOR

Tubular stainless steel frame, 22 mm (304).
Standard Care Tension Rings (LWR).
Includes donut bumpers, hook & push handle, and
covers with damping & foot control.
Choice of cover colour (see page 47).

ORDER NO.	WIDTH X DEPTH X HEIGHT
LCH3CDF	1085 X 510 X 965 MM

LC4

RVS



4-RING LAUNDRY COLLECTOR

Tubular stainless steel frame, 22 mm (304).

Standard Care Tension Rings (LWR).

In-line ring configuration.

ORDER NO.

WIDTH X DEPTH X HEIGHT

LC4

1330 X 435 X 950 MM



RVS



LC4CDF

4-RING LAUNDRY COLLECTOR

Tubular stainless steel frame,

22 mm (304).

Standard Care Tension Rings (LWR).

Includes covers with damping &

foot control.

In-line ring configuration.

Choice of cover colour (see page 47).

ORDER NO.

WIDTH X DEPTH X HEIGHT

LC4CDF

1330 X 510 X 965 MM

LCH4



4-RING LAUNDRY COLLECTOR

Tubular stainless steel frame, 22 mm (304).
 Standard Care Tension Rings (LWR).
 Includes donut bumpers, hook & push handle.
In-line ring configuration.

ORDER NO.

WIDTH X DEPTH X HEIGHT

LCH4

1420 X 455 X 950 MM



LCH4CDF

4-RING LAUNDRY COLLECTOR

Tubular stainless steel frame, 22 mm (304).
 Standard Care Tension Rings (LWR).
 Includes donut bumpers, hook & push handle,
 and covers with damping & foot control.
In-line ring configuration.
 Choice of cover colour (see page 47).

ORDER NO.

WIDTH X DEPTH X HEIGHT

LCH4CDF

1420 X 510 X 965 MM

LCH4S



4-RING LAUNDRY COLLECTOR

Tubular stainless steel frame, 22 mm (304).
Standard Care Tension Rings (LWR).
Includes donut bumpers, hook & push handle.
Two by two ring configuration (square).

ORDER NO.	WIDTH X DEPTH X HEIGHT
LCH4S	970 X 700 X 950 MM





RVS



LCH4SCDF

4-RING LAUNDRY COLLECTOR

Tubular stainless steel frame, 22 mm (304).

Standard Care Tension Rings (LWR).

Includes donut bumpers, hook & push handle, and covers with damping & foot control.

Choice of cover colour (see page 47).

Two by two configuration (square).

ORDER NO.

WIDTH X DEPTH X HEIGHT

LCH4SCDF

970 X 700 X 965 MM



Detail of cover hinge



These universal carts are designed for the collection of dirty linen, waste and/or incontinence material. They combine the laundry collector and Droppy collector, normally closed but easily opened by the foot control. The universal carts offer a practical way of collecting dirty laundry and waste in one cart without risk of incorrect sorting. Mobile collectors come in different sizes and versions for collecting different amounts of dirty laundry, to meet the whole range of organizational and functional requirements.

UNIVERSAL COMBINATION CARTS WITH 'DROPPY'

Standard on all models:

- stainless steel construction, 22 mm tube (304)
- all joints are welded around for stability and optimum hygiene
- rectangular laundry bag collectors with grey rubber clamping rings for bags of size approx. 600 x 1000 mm measured flat
- 3-tube reinforcement of lower frame.
- collectors equipped with donut bumpers and stainless steel hook

On certain models:

- hinged covers with damping and foot control
- choice of cover colour (page 47).

Droppy:

- Droppy for waste bags of size 575 x 1000 mm measured flat, supported by a stainless steel platform on the lower frame
- opening the Droppy immediately inhibits movement of the cart
- mounted on 75-mm swivel casters with grey rubber tyres
- donut bumpers at the corners.

Available on request:

- an extra stainless steel platform on the lower frame of the laundry collector(s).



LCHDU1

1-RING COMBINATION CART WITH DROPPY

Tubular stainless steel frame, 22 mm (304)

Includes donut bumpers, hook & push handle.

Droppy with foot control. Standard Care Tension Ring (LWR)

ORDER NO.	WIDTH X DEPTH X HEIGHT
LCHDU1	955 X 585 X 980 MM



LCHDU1CDF



1-RING COMBINATION CART WITH DROPPY

Tubular stainless steel frame, 22 mm (304)

Includes donut bumpers, hook & push handle, and cover with damping & foot control.

Choice of cover colour (see page 47).

Droppy with foot control. Standard Care Tension Ring (LWR)

ORDER NO.	WIDTH X DEPTH X HEIGHT
LCHDU1CDF	955 X 585 X 980 MM



LCHDU2

2-RING COMBINATION CART WITH DROPPY

Tubular stainless steel frame, 22 mm (304)
Includes donut bumpers, hook & push handle.

In-line rings. Droppy with foot control.

Standard Care Tension Ring (LWR)

ORDER NO.

WIDTH X DEPTH X HEIGHT

LCHDU2

1210 X 585 X 980 MM



LCHDU2CDF



2-RING COMBINATION CART WITH DROPPY

Tubular stainless steel frame, 22 mm (304)

Includes donut bumpers, hook & push handle, and covers with
damping & foot control. Choice of cover colour (see page 47).

In-line rings. Droppy with foot control.

Standard Care Tension Ring (LWR)

ORDER NO.

WIDTH X DEPTH X HEIGHT

LCHDU2CDF

1210 X 585 X 980 MM



LCHDU2N

2-RING COMBINATION CART WITH DROPPY

Tubular stainless steel frame, 22 mm (304)
Includes donut bumpers, hook & push handle.

Side-by-side rings.

Dropy with foot control. Standard Care Tension Ring (LWR)

ORDER NO.

WIDTH X DEPTH X HEIGHT

LCHDU2N

950 X 640 X 980 MM



LCHDU2NCDF



2-RING COMBINATION CART WITH DROPPY

Tubular stainless steel frame, 22 mm (304)

Includes donut bumpers, hook & push handle, and covers
with damping & foot control.

Choice of cover colour (see page 47).

Side-by-side rings. Dropy with foot control.


Standard Care Tension Ring (LWR)

ORDER NO.

WIDTH X DEPTH X HEIGHT

LCHDU2NCDF

950 X 700 X 980 MM



LCHDU3

3-RING COMBINATION CART WITH DROPPY

Tubular stainless steel frame, 22 mm (304)
Includes donut bumpers, hook & push handle.
Dropdy with foot control.
Standard Care Tension Ring (LWR)

ORDER NO.	WIDTH X DEPTH X HEIGHT
LCHDU3	1545 X 585 X 980 MM



LCHDU3CDF



3-RING COMBINATION CART WITH DROPPY

Tubular stainless steel frame, 22 mm (304)
Includes donut bumpers, hook & push handle,
and covers with damping & foot control.
Choice of cover colour (see page 47).
Dropdy with foot control.
Standard Care Tension Ring (LWR)

ORDER NO.	WIDTH X DEPTH X HEIGHT
LCHDU3CDF	1545 X 585 X 980 MM



LCHDU4

4-RING COMBINATION CART WITH DROPPY

Tubular stainless steel frame, 22 mm (304)
Includes donut bumpers, hook & push handle.
In-line rings. Droppy with foot control.
Standard Care Tension Ring (LWR)

ORDER NO.	WIDTH X DEPTH X HEIGHT
LCHDU4	1880 X 585 X 980 MM




LCHDU4CDF



4-RING COMBINATION CART WITH DROPPY

Tubular stainless steel frame, 22 mm (304)
Includes donut bumpers, hook & push handle,
and covers with damping & foot control.
Choice of cover colour (see page 47).
In-line rings. Droppy with foot control.
Standard Care Tension Ring (LWR)

ORDER NO.	WIDTH X DEPTH X HEIGHT
LCHDU4CDF	1880 X 585 X 980 MM



LCHDU4S

4-RING COMBINATION CART WITH DROPPY

Tubular stainless steel frame, 22 mm (304)
Includes donut bumpers, hook & push handle.

Two-by-two rings (square).

Droppy with foot control. Standard Care Tension Ring (LWR)

ORDER NO.	WIDTH X DEPTH X HEIGHT
LCHDU4S	1400 X 700 X 980 MM



LCHDU4SCDF



4-RING COMBINATION CART WITH DROPPY

Tubular stainless steel frame, 22 mm (304)
Includes donut bumpers, hook & push handle,
and covers with damping & foot control.
Choice of cover colour (see page 47).

Two-by-two rings (square).

Droppy with foot control. Standard Care Tension Ring (LWR)

ORDER NO.	WIDTH X DEPTH X HEIGHT
LCHDU4SCDF	1400 X 700 X 980 MM



OPEN LINEN WARD CART

The open ward carts have a clean linen area and collector(s) for dirty laundry. The platforms can be accessed from three sides and are easy to clean. All joints are welded around for stability and optimum hygiene.

Standard on all models:

- stainless steel construction, 22 mm tube (304)
- rectangular laundry bag collectors with Care Tension Ring (LWR) for bags of size approx. 600 x 1000 mm measured flat
- three light grey platforms for the clean linen, each of size 600 x 400 mm
- height between platforms: 320 mm
- a vertical separation wall between dirty and clean laundry
- mounted on four 125-mm swivel castors with grey rubber tyres, two with brakes
- rubber donut bumpers at the corners.

***Ward cart sizes do not include donut bumpers!**

***Open ward carts are also available with hinged and damped covers.**



LOC10

1-RINGS WARD CART

Tubular stainless steel frame, 22 mm (304).
Three light grey platforms, each of size 560 x 480 mm.
Platform spacing: 320 mm.

ORDER NO.	WIDTH X DEPTH X HEIGHT
LOC10	630 X 490 X 1100 MM

Also available with 1 (LOC11), 2 (LOC12) and 3 (LOC13) rings
Also available with damping and cover (LOC11CD, LOC12CD and LOC13CD)
Also available with footcontrol (LOC11CDF, LOC12CDF and LOC13CDF)



LOC22



2-RING WARD CART

Tubular stainless steel frame, 22 mm (304).
Two rings side by side, each with Care Tension Ring (LWR).
Three light grey platforms, each of size 560 x 480 mm.
Platform spacing: 320 mm.

ORDER NO.	WIDTH X DEPTH X HEIGHT
LOC22	955 X 600 X 1100 MM

Also available with 3 (LOC23) and 4 (LOC24) rings
Also available with damping and cover (LOC23CD and LOC24CD)





LOC22CDF

2-RING WARD CART

Tubular stainless steel frame, 22 mm (304).
Two rings side by side, each with Care Tension Ring (LWR).
Covers with damping & foot control
Choice of cover colour (see page 47).
Three light grey platforms, each of size 560 x 480 mm.
Platform spacing: 320 mm.

ORDER NO.	WIDTH X DEPTH X HEIGHT
LOC22CDF	955 X 600 X 1100 MM

LOC42



HIGH 2-RING WARD CART

Tubular stainless steel frame, 22 mm (304).
Two rings side by side, each with Care Tension Ring (LWR).
Four light grey platforms, each of size 560 x 520 mm.
Platform spacing: 285 mm.

BESTELNUMMER	LENGTE X DIEPTE X HOOGTE
LOC42	1010 X 600 X 1300 MM

Also available in higher ward with 4 platforms (LOC43 and LOC44)
Also available with damping and covers
(LOC42CD, LOC43CD and LOC44CD)





LINEN WARD CARTS WITH CABINET

These ward carts have a closed area for clean linen and collectors for dirty laundry.

Standard on all models:

- stainless steel frame of 22 mm tube (304), welded around for stability and optimum hygiene
- the rectangular laundry bag collectors have Care Tension Ring (LWR)s for bags of size approx. 600 x 1000 measured flat
- mounted on four 125-mm swivel casters with grey rubber tyres, 2 with brake
- rubber donut bumpers on the corners.

***Ward cart sizes do not include donut bumpers!**

***Linen ward carts with cabinet are also available with hinged and damped covers.**

***the cabinets are also available with adjustable shelves and, with additional costs, in various colours**

***On request lockable by means of a lock.**



LCC51

1-RINGS WARD CART WITH CABINET

Tubular stainless steel frame, 22 mm (304).

One ring with Care Tension Ring (LWR).

Cabinet with two compartments,
each 600 x 400 x 316 mm/w x d x h.

ORDER NO.	WIDTH X DEPTH X HEIGHT
LCC51	1000 X 490 X 1100 MM

Also available with 2 (LCC52) and 3 (LCC53) rings

Also available with damping and covers (LCC51CD, LCC52CD and LCC53CD)

Also available with footcontrol (LCC51CDF, LCC52CF and LCC53CDF)



LCC62



2-RING WARD CART WITH CABINET

Tubular stainless steel frame, 22 mm (304).

Two rings side by side with Care Tension Ring (LWR).

Cabinet with three compartments, each 515 x 495
mm/w x d,

shelf heights, from top: 192, 234, 237 mm.

ORDER NO.	WIDTH X DEPTH X HEIGHT
LCC62	995 X 600 X 1100 MM





Bumper (W-ST100R23)

LCC62CDF



2-RING WARD CART WITH CABINET

Tubular stainless steel frame, 22 mm (304).
Two rings side by side with Care Tension Ring (LWR).
Cabinet with three compartments, each 515 x 495 mm/
w x d, shelf heights, from top: 192, 234, 237 mm.
Includes covers with damping and foot control.
Choice of cover colour (see page 47)

ORDER NO.	WIDTH X DEPTH X HEIGHT
LCC62CDF	995 X 600 X 1100 MM

Also available with 3 (LCC63) and 4 (LCC64) rings
Also available with damping and cover (LCC63CD and LCC64CD)



LCC72

2-RING WARD CART WITH CABINET, HIGH

Tubular stainless steel frame, 22 mm (304).
Two rings side by side, each with Care Tension Ring (LWR).
Cabinet with three compartments, each 515 x 495 mm/w x d,
shelf heights, from top: 192, 297, 263 mm.

ORDER NO.	WIDTH X DEPTH X HEIGHT
LCC72	995 X 600 X 1275 MM

LCC72CDF



2-RING WARD CART WITH CABINET, HIGH

Tubular stainless steel frame, 22 mm (304).

Two rings side by side, each with Care Tension Ring (LWR).

Cabinet with three compartments, each 515 x 495 mm/w x d, shelf heights, from top: 192, 297, 263 mm.

Includes covers with damping & foot control.

Choice of cover colour (see page 47)

ORDER NO.

WIDTH X DEPTH X HEIGHT

LCC72CDF

995 X 600 X 1275 MM

Also available with 3 (LCC73) and 4 (LCC74) rings

Also available with damping and covers (LCC73CD and LCC74CD)



LCC82

2-RING WARD CART WITH CABINET, DRAWER/Writing SHELF

Tubular stainless steel frame, 22 mm (304).

Two rings side by side, each with Care Tension Ring (LWR).

Cabinet with three compartments, each 515 x 495 mm/w x d, shelf heights, from top: 171, 234, 237 mm.

ORDER NO.

WIDTH X DEPTH X HEIGHT

LCC82

995 X 600 X 1275 MM



LCC82CDF



2-RING WARD CART WITH CABINET, DRAWER/Writing SHELF

Tubular stainless steel frame, 22 mm (304).

Two rings side by side, each with Care Tension Ring (LWR).

Cabinet with three compartments, each 515 x 495 mm/
w x d, shelf heights, from top: 171, 234, 237 mm.

Includes covers with damping and foot control.

Choice of cover colour (see page 47).

ORDER NO.

WIDTH X DEPTH X HEIGHT

LCC82CDF

995 X 600 X 1275 MM

Also available with 3 (LCC83) and 4 (LCC84) rings

Also available with damping and cover (LCC83CD and LCC84CD)



LCC62CDWD20

2-RING WARD CART WITH CABINET, WITH LINKABLE 'DROPPY'

Tubular stainless steel frame, 22 mm (304).

Two rings side by side, each with Care
Tension Ring (LWR). Cabinet with three compartments, each
515 x 495 mm/w x d, shelf heights, from top: 192, 234, 237 mm.

Compartments adjustable in height.


Includes covers with damping and linkable Droppy (WD20)

BESTELNUMMER

LENGTE X DIEPTE X HOOGTE

LCC62CDWD20

1350 X 600 X 1100 MM



LINKABLE WARD CARTS & LAUNDRY COLLECTORS

These linkable ward carts can be attached to an open or **closed ward cart without rings** using **the pedal & hook coupling mechanism LM1**. Any **linkable collector** can be linked to these ward carts.

This has great advantages for infection prevention: both parts can easily be used separately from each other, allowing the segregated storage of clean and dirty laundry.

The LM1 pedal and hook mechanism is mounted at the back under the cart floor.

The ward carts are mounted on four 125-mm swivel castors, with grey rubber tyres, 2 with brakes, and have rubber donut bumpers at the corners.



LOC20LM1

OPEN WARD CART (LOC20) WITH COUPLING MECHANISM (LM1)

Tubular stainless steel frame, 22 mm (304).

ORDER NO.	WIDTH X DEPTH X HEIGHT
LOC20LM1	530 X 600 X 1110 MM

Also available in higher ward (LOC40LM1)

LCC60LM1



CLOSED WARD CART (LCC60) WITH COUPLING MECHANISM (LM1)

Tubular stainless steel frame, 22 mm (304).

Cabinet with 3 compartments, each 515 x 495 mm,
shelf heights, from top: 192, 234, 237 mm.

ORDER NO.	WIDTH X DEPTH X HEIGHT
LCC60LM1	550 X 600 X 1110 MM



LCC70LM1



CLOSED WARD CART (LCC70) WITH COUPLING MECHANISM (LM1)

Tubular stainless steel frame, 22 mm (304).

Cabinet with 3 compartments, each 515 x 495 mm,
shelf heights, from top: 192, 297, 363 mm.

ORDER NO.

WIDTH X DEPTH X HEIGHT

LCC70LM1

550 X 600 X 1310 MM



LCC80LM1

CLOSED WARD CART WITH DRAWER/Writing TABLET (LCC80) AND COUPLING MECHANISM (LM1)

Tubular stainless steel frame, 22 mm (304).

Cabinet with 3 compartments, each 515 x 495 mm, shelf heights,
from top: 171, 234, 237 mm.

ORDER NO.

WIDTH X DEPTH X HEIGHT

LCC80LM1

550 X 600 X 1310 MM

LC1L



1-RING LINKABLE COLLECTOR

Tubular stainless steel frame, 22 mm (304).
Includes Care Tension Ring (LWR).

ORDER NO.	WIDTH X DEPTH X HEIGHT
LC1L	490 X 560 X 950 MM



Detail linkable cart.



LC1LCDF

1-RING LINKABLE COLLECTOR

Tubular stainless steel frame, 22 mm (304).
Includes donut bumpers, push handle, cover, damping & foot control.
Standard Care Tension Ring (LWR)

ORDER NO.	WIDTH X DEPTH X HEIGHT
LC1LCDF	490 X 560 X 965 MM

LC2LNCDF



2-RING LINKABLE COLLECTOR

Tubular stainless steel frame, 22 mm (304).

Includes donut bumpers, push handle, cover, damping & foot control.

ORDER NO.

WIDTH X DEPTH X HEIGHT

LC2LNCDF

700 X 560 X 965 MM

Also available without footcontrol (LC2LNCD) and without damping and covers (LC2LN). Also available with 2 rings behind each other (LC2L) with damping and covers (LC2LCD) and with footcontrol (LC2LCDF)



To connect: step on pedal – connect both carts – release pedal. To disconnect: step on pedal – disconnect carts – release pedal.



WD21L

LINKABLE DROPPY

For 575 x 1000 mm waste bags, with a stainless steel support platform on the lower frame. Mounted on 75-mm swivel casters of which 2 includes brake, with grey rubber profile, including donut bumpers at the corners.

ORDER NO.

WIDTH X DEPTH X HEIGHT

WD21L

550 X 590 X 980 MM



LCH4SL

4-RING LINKABLE COLLECTOR

Tubular stainless steel frame, 22 mm (304).
Includes donut bumpers, hook & push handle.
Two by two configuration (square).
Standard Care Tension Ring (LWR).

ORDER NO.	WIDTH X DEPTH X HEIGHT
LCH4SL	1080 X 700 X 950 MM

*Also available with damping and covers (LCH4SLCD) and
footcontrol (LCH4SLCDF)*

ACCESSORIES



CARE TENSION RING (LWR)


This Care ring securely mounts a wide variety of bag types.

Fold the ring down, hang the bag through the ring, and fold up the underside of the ring.

To remove the bag, simply fold the underside of the ring back down.



RUBBER CLAMP CORD/RED



D-HINGE COMPLETE

Hinge for plastic cover.



F-PEDAL COMPLETE



F-PEDAL WARD CART



DISINFECTANT DISPENSERS

Hygienic dispensers for disinfectants, liquid soaps and lotions.

Capacities of 500ml. Dispense liquid manually or by automatic sensor technology (no contact).

Easy to clamp on all Snijders Care carts (stainless steel, 22 mm tube)

D500 Dispenser 500ml*

D500L Dispenser 500 ml* with lock

*also available in 1000 ml

Optional drip tray under dispenser.

ORDER NO.

D500

D500L



D500-AP10X25

Mounting system wall

D500-AP22

Mounting system closed ward cart

SWIVEL FOR LAUNDRY COLLECTOR

Swivel caster 75 mm
(W-1001)



Swivel caster 75 mm
with brake (W-1002)



PLASTIC SLEEVE (R20/20) (W-150)

for Swivel Caster 75 mm



SWIVEL FOR WARD CART

Swivel caster 125 mm
for ward cart with
expander connection
W-303



Swivel caster 125 mm
for ward cart with
brake and expander
connection W-304



Swivel castor 125 mm
for ward cart with
plate connection
W-350



Swivel caster 125
mm for ward cart
with brake and plate
connection W-351



RECTANGULAR PLASTIC COVERS

Order no. of cover: CW1 – CG2 – CB3 – CR4 – CY5 – CG6 – CB7 – CB8

Order no. of cover with damping and hinge: CDW1 – CDG2 – CDB3 – CDR4 – CDY5 – CDG6 – CDB7 – CDB8

ORDER NO.

CW1 / CDW1

CG2 / CDG2

CB3 / CDB3

CR4 / CDR4



ORDER NO.

CY5 / CDY5

CG6 / CDG6

CB7 / CDB7

CB8 / CDB8



FOLDING CLASP

Available in 40 and 70 liter

Folding Clasp 40 ltr (WD-BR40) for bag size 500x800 mm

Folding Clasp 70 ltr (WD-BR70) for bag size 575x1000 mm



CLAMP CLAMPS (WDFC)

(set/2 pieces) for both sides of the 'Droppy'.



THE MOST DURABLE MEDICAL CARTS AND TROLLEYS COMPLETELY MADE IN THE NETHERLANDS

SNIJDERS CARE: KNOWLEDGE OF MEDICAL LOGISTIC SYSTEMS

SNIJDERS LABS forms part of the Snijders Group, which actively delivers equipment and products for scientific research & development as well as internal transport systems and examination couches for the health care sector under SNIJDERS CARE. All design, manufacture and testing is held in house to assure high quality production and investment in new technologies for the production of all Snijders products. The total control of the manufacturing line means that Snijders can offer total quality, in-depth knowledge and detailed assistance to all of their clients.



Office and Production
Laurent Janssensstraat 105

5048 AR Tilburg
The Netherlands

T +31 13 750 15 55
F +31 13 463 86 35

info@snijderslabs.com
www.snijderslabs.com

